

LUXURICA®
LUXURY LAMINATES

GOLD LAMINATES (INDIA) LTD

Corporate Office – New Delhi
Gali No. 12, Khasra No.87,
Mundka Industrial Area,
Village – Ghevra , Delhi – 110081.
Mo.No: +91 92125-67616

Branch Office – Lucknow
Basement , E – 86, Near Parking No.3
Transport Nagar , Kanpur Road,
Lucknow , Uttar Pradesh, 226 012.
Mo.No: +91 90445-55912

Branch Office - Bengaluru
7th Block , 1051, Sir M .
Vishveswaraiiah Layout,
Muddinapalya Circle ,
Bengaluru , Bengaluru
Urban, Karnataka , 560 091.
Mo.No: +91 9141082346

Regd. Office and Works:
Sabapur – 135101
Dist -Yamunanagar (Haryana)
Mo.No: +91 893022233, +91 9905444445

Email - Info@goldlaminates.com
Website - www.goldlaminates.com


Designed & Concept by: **BRANDSWITCH**

SCAN THE QR CODE
FOR AN E-CATALOGUE



LUXURY LAMINATES
LUXURICA®

LUXURICA®
LUXURY LAMINATES



L U X U R Y L A M I N A T E S



LUXURICA®

L U X U R Y L A M I N A T E S

Welcome to Luxurica Luxurious Laminates, your premier destination for top-quality decorative laminates. Since our establishment in 1994, we have been dedicated to providing outstanding laminates for interior design projects.

With a wide range of over 1000 designs, textures, and finishes, our decorative laminates offer limitless possibilities for transforming residential and commercial spaces into captivating havens.

At Gold Laminates, our commitment to excellence extends beyond our products. We take pride in providing exceptional customer service, timely delivery, and competitive pricing. We value the trust our customers place in us and continuously strive to exceed their expectations.

G R A N D I O S E






PAGE NO.
18

WOODS


Enrich interior decor with their natural warmth and texture.



PAGE NO.
66

STONE

Adds durability and incredible charm to every space.



PATTERN

Adding depth and character to any space's aesthetic ambiance.

PAGE NO.
09



MARBLE

A versatile choice for luxurious interiors, offering opulence

PAGE NO.
34



SOLIDS

Crafted for strength and adaptability, it offers a contemporary finish.

PAGE NO.
21



INTERACTIVE CATALOGUE

1. Open downloaded e-PDF on any device.
2. Browse through our entire collection right on your fingertips.
3. Like a product or design? Click anywhere on the product to open its dedicated webpage.
4. Here you will find the following details about the

Product you chose:

- Full Sheet View
- Application Preview
- Available Textures
- Technical Details
- Option to send an enquiry


5. You can find the same information about all the products in the PDF by clicking on them.



SCAN THE QR CODE
FOR AN E-CATALOGUE

E
X
T
R
A
O
R
D
I
N
A
R
Y





S O P H I S T I C A T E D



LUXURICA®
LUXURY LAMINATES

SYNCHRO


Synchro laminates
seamlessly blend design and
texture for a realistic and
natural finish.

HIGH GLOSS

Find your style in the perfect balance of design and pattern

HIGH GLOSS


The Beauty of Oneness



1001-HG | HERRINGBONE



SYNCRO WOOD



HIGH GLOSS


Find your style in the perfect balance of design and pattern

HIGH
The



1001-HG | HERRINGBONE

SYNCRO WOOD



S1001-SW | HERRINGBONE



SYNCRO WOOD

I N C R E D I B L Y W O N D E R F U L




S1002-SW | NATRUAL STRIPES



HIGH GLOSS

Uncharted territories unfold in artistic vistas



1002-HG | NATRUAL STRIPES



SYNCRO VENEER

Intricate details revealed in every finish



M A G N I F I C E N T



S1003-SV | TASMAN OAKVALE



SYNCRO




S1004-SV | QUERCUS STRIP



The art of creating ambiance that truly matters

Classic collection



S1005-SV | SAGEWOOD TERRA



S1006-SV | TECTONA TOUCH



A R T I S T I C E X P L O R A T I O N S



1072-ZM
RUSTIC OAKRISE



1073-ZM
PALE SUNSHINE



1074-ZM
VERTICAL VINTAGE

ZERO MAT



F



1073-ZM



1073-ZM
PALE SUNSHINE



1074-ZM
VERTICAL VINTAGE

ZERO MAT




1074-ZM
VERTICAL VINTAGE

E M B R A C E D




Precision Crafted dignity







E M B R A C



||| 1007-SMT | ROVERE GROVE

1008-SMT



||| 1008-SMT | ZIGZAG GRAIN














SPARK

Elite Appeal
Illuminating your way with luxurious luminosity


	
AS-01 PEARL WHITE ★★	AS-02 GREY GLORY ★★
	
AB-01 PEARL WHITE ★★★	AB-02 GREY GLORY ★★★

	
AS-03 GREEN BAY ★★	AS-04 SAND GREY ★★
	
AB-03 GREEN BAY ★★★	AB-04 SAND GREY ★★★
	
AS-05 BEIGE ★★	AS-06 BLACK MAGIC ★★
	
AB-05 BEIGE ★★★	AB-06 BLACK MAGIC ★★★

FLUTE



1052-FT | FROSTY WHITE



1053-FT | SLATE GREY



1054-FT | DARK GREY



1055-FT | SILVER GREY



1059-FT | BEIGE



P1066-FT | LOTO GREEN




P1062-FT | BLUE BIRD




P1063-FT | OCEAN BLUE

GLOSS BAMBOO



1052-GB | FROSTY WHITE



1053-GB | SLATE GREY



1054-GB | DARK GREY



1055-GB | SILVER GREY



1059-GB | BEIGE



P1066-GB | LOTO GREEN

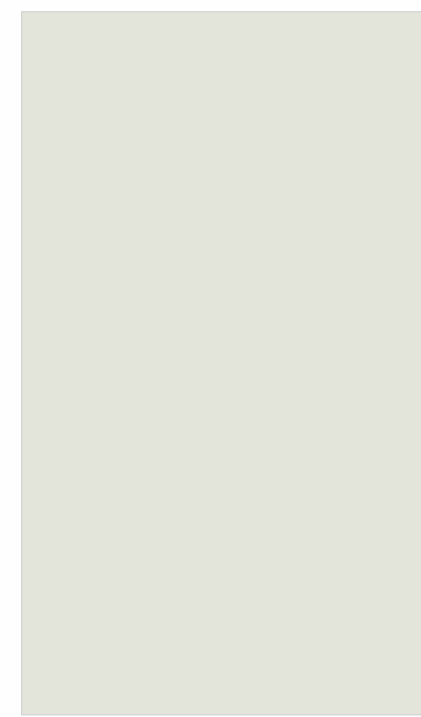


P1062-GB | BLUE BIRD




P1063-GB | OCEAN BLUE

PASTEL SMT



1051 SMT
WHITE



1052 SMT
FROSTY WHITE



1053 SMT
NICKEL GREY




1054 SMT
DARK GREY




1055 SMT
SILVER GREY



1056 SMT
LATTE BEIGE



1057 SMT
ORIGINAL BEIGE



1058 SMT
COFFEE




1059 SMT
BEIGE

PREMIUM PASTEL SMT



P1060 SMT
FERN GREEN PR



P1061 SMT
ICE BLUE PR



P1062 SMT
BLUE BIRD PR



P1063 SMT
OCEAN BLUE PR



P1064 SMT
BURBERRY BLUE PR



P1065 SMT
LOTO GREEN PR



P1066 SMT
ALOE VEERA PR



P1067 SMT
GRAPE WINE PR



P1068 SMT
PAN CAKE PR



P1069 SMT
VIOLET PR




P1070 SMT
MATRIX BROWN PR


Subtle Style

Delicate shades that whisper sweetness and serenity

HG
P A S T E L



1051 HG
WHITE




1052 HG
FROSTY WHITE



1053 HG
NICKEL GREY



1054 HG
DARK GREY



1055 HG
SILVER GREY



1056 HG
LATTE BEIGE



1057 HG
ORIGINAL BEIGE



1058 HG
COFFEE



1059 HG
BEIGE

PR
P A S T E L
HG



P1060 HG
FERN GREEN PR



P1061 HG
ICE BLUE PR



P1062 HG
BLUE BIRD PR



P1063 HG
OCEAN BLUE PR



P1064 HG
BURBERRY BLUE PR



P1065 HG
LOTO GREEN PR



P1066 HG
ALOE VEERA PR



P1067 HG
GRAPE WINE PR



P1068 HG
PAN CAKE PR



P1069 HG
VIOLET PR



P1070 HG
MATRIX BROWN PR

FLUTE WOOD GRAIN

W A R M I N V I T I N G T E X T U R E




1009-FT | MAPLE VALLEY



F L U T T E D



1010-FT | WOODENAVE





1011-GB | GOLDEN STEM



Distinctive Aura Unfold



1012-GB

N A T U R A L C H A R M



1012-GB | BRONZED SHAFT





1045-SMT

SUPER MATT



1045-SMT
PINK MILANO



1045-GB
PINK MILANO



1045-HG
PINK MILANO



BAMBOO



1045-GB
PINK MILANO



1045-HG
PINK MILANO



1045-HG

HIGH GLOSS




1045-HG
PINK MILANO

FLUTE

PORTFOLIO



1044-FT | ALMOND WHITE MARBLE



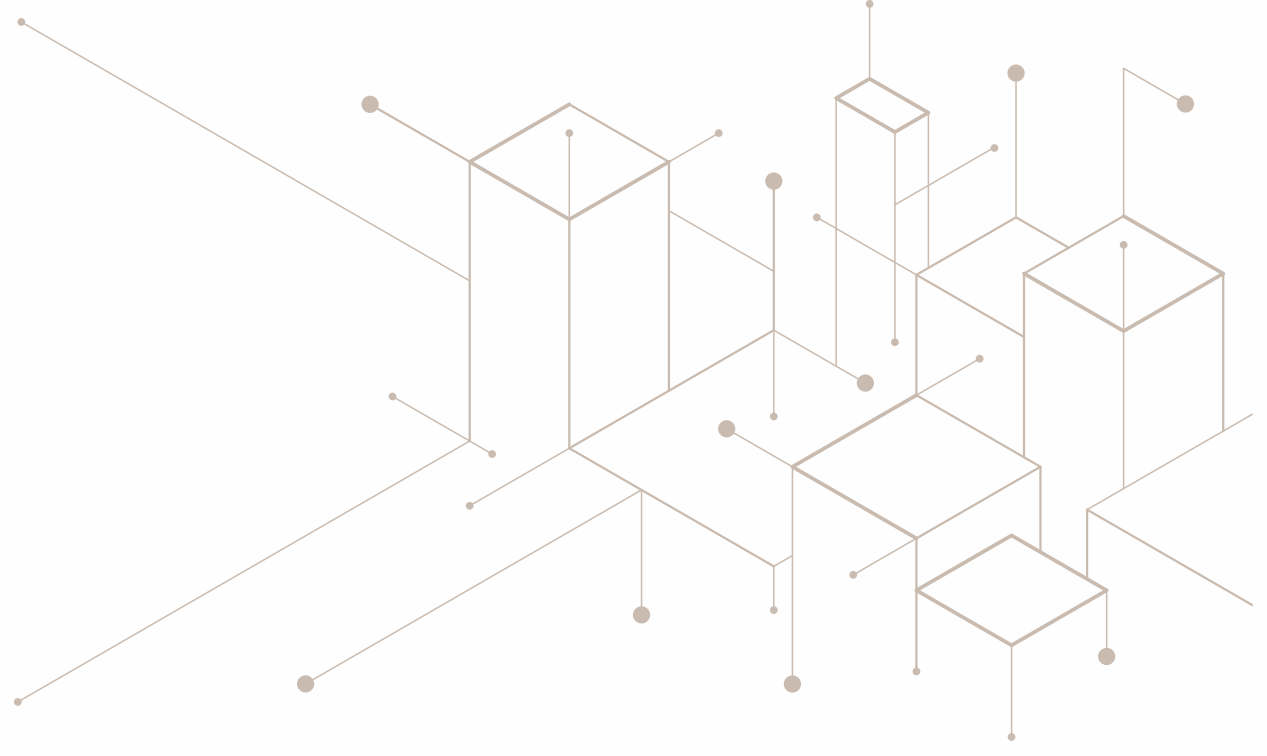

1044-HG



1044-HG | ALMOND WHITE MARBLE



HIGH GLOSS - MARBLES



1041-HG | BLACK MARQUINA



R E S P L E N D E N T



1040-HG | SANGEMARMAR

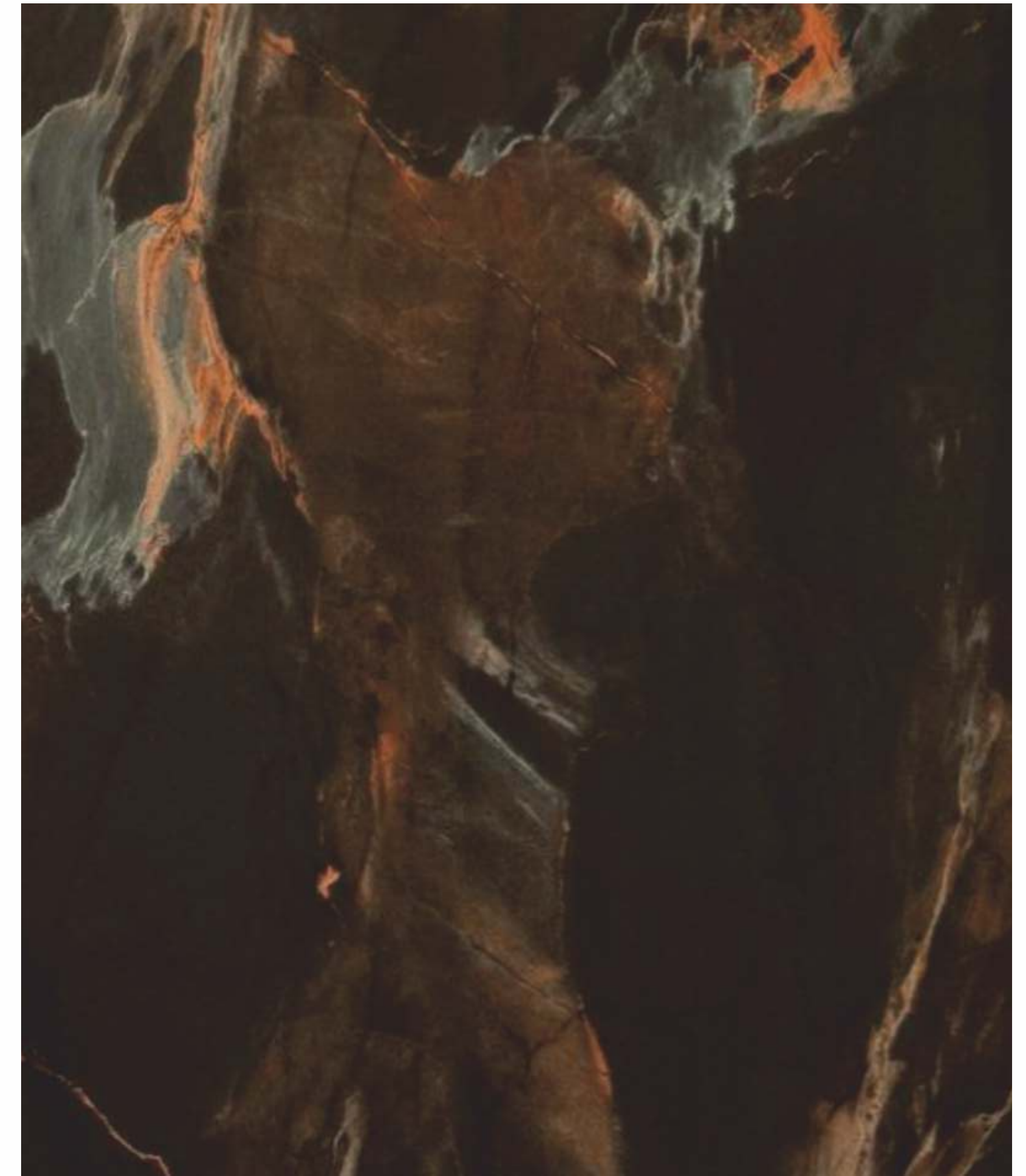




1047-HG | BLISS WHITE



HIGH
GLOSS



1050-HG | DARK EMPERADOR



T R U E C H A R A C T E R



1038-HG | ARMANI BLACK

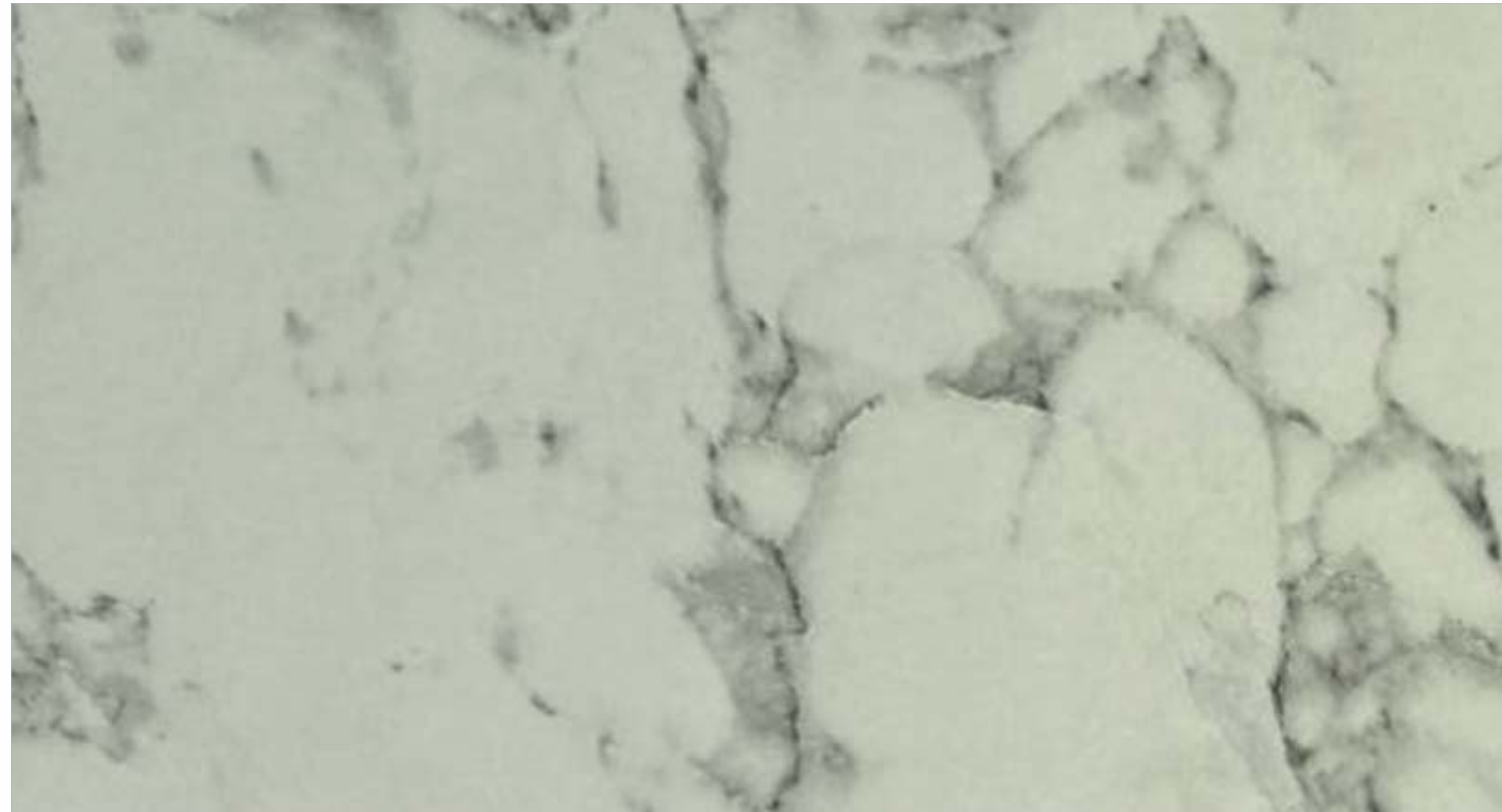


BOUNDED



1037-HG | ARMANI BEIGE





1043-HG | CARRARA WHITE



1042-HG | ROYAL GREY



1046-HG



1046-HG | GREY CARRARA



B O L D S T A T E M E N T

HIGH GLOSS

Decor that delights in the beauty of the unexpected

Bright Rise



1011-HG | GOLDEN STEM



T R E N D Y T O U C H



1012-HG | BRONZED SHAFT



HIGH GLOSS



1075-HG | PRIME ECHO



1076-HG | SCUDERIA SMOKED



CLASSIC
ELEGANCE



1077-HG | CAMERON WOOD





||| 1015-HG | SPRUCE WHISK



||| 1016-HG
GOLDEN HICKORY



||| 1017-HG
HONEY BIRCH



||| 1018-HG | TOPAZ POPLAR



U
N
M
A
T
C
H
E
D



1025-HG | AMARETTO DREAM



1024-HG | LICHEN WHISPER



1027-HG | FOREST HAZE



1026-HG | TOFFEE DELIGHT





1009-HG | MAPLE VALLEY



1010-HG | WOODENAVE



1029-HG
COPPER MAPLE



1036-HG | NICKEL TINT





1022-HG | CASTER TERRAZZO



1023-HG | STORMY ELM




1031-HG | SAPPHIRE ASH



1032-HG | FERN TWILIGHT



U
R
B
A
N
E
D
G
E



1008-HG | ZIGZAG GRAIN



1007-HG
ROVERE GROVE



1014-HG | MAHOGANY SHADE



1013-HG | WALNUT VEIN





1019-HG | CRIMSON AZURE



1020-HG
BRAMBLE HUE



1021-HG
TREEHEAVEN HAZE



1030-HG | STORMY CHIC



A E S T H E T I C F L O W

Crafting environments that inspire the
core and delight the senses

Designing Dreamscape



Properly selected collection, taking into account
your choices

PURE QUALITY



1038-SMT | ARMANI BLACK



SUPERMATT
PORTFOLIO



TRUE VISUALIZATION



1037-SMT | ARMANI BEIGE





1040-SMT | SANGEMARMAR



1049-SMT



1048-SMT | GREY STONE



1049-SMT | JADE STONE





1046-SMT | GREY CARRARA



1043-SMT
CARRARA WHITE



A symphony of precision, where every
element is a masterwork

MAJESTIC



1042-SMT | ROYAL GREY





1014-SMT | MAHOGANY SHADE



1036-SMT | NICKEL TINT



MELODIC LINK



1009-SMT | MAPLE VALLEY





1020-SMT | BRAMBLE HUE



1019-SMT
CRIMSON AZURE



1031-SMT
SAPPHIRE ASH




1032-SMT | FERN TWILIGHT



OAK

HIGH GLOSS

S U P E R I O R



1028-OK | FETARO INDU



1028-HG | FETARO INDU





1019-LA
CRIMSON AZURE



1021-LA
TREEHEAVEN HAZE



1030-LA
STORMY CHIC





1031-OK | SAPPHIRE ASH



1032-OK
FERN TWILIGHT



S
T
U
R
D
Y
B
A
S
E



1022-OK | CASTER TERRAZZO



1023-OK | STORMY ELM



Detailed Perfection



1075-OK | PRIME ECHO



1076-OK | SCUDERIA SMOKED




1027-OK | FOREST HAZE





1025-CC | AMARETTO DREAM



1030-CC | STORMY CHIC



A E S T H E T I C C H A R M



1024-CC | LICHEN WHISPER






1048-ST | GREY STONE



1049-ST | JADE STONE



1042-ST
ROYAL GREY



1043-ST | CARRARA WHITE





1016-CK | GOLDEN HICKORY



1017-CK | HONEY BRICH



R E L I A B L E A N C H O R



1030-CK | STORMY CHIC






1033-WV | DAKARA ZOLD



1034-WV | SYRA RIVA



Experience the difference that a fine touch can make



1010-WV | WOODENAVE



A structure reflecting the beauty and strength of natural forms.

NATURAL FRAME



1071-HW | LUMA BARK



1039-HW | FRESH PLANK



1035-HW | TAYLIN BREZ





1029-OC | COPPER MAPLE



1030-OC
STORMY CHIC



1017-OC
HONEY BIRCH



1018-OC | TOPAZ POPLAR





1024-WB | LICHEN WHISPER



1026-WB | TOFFEE DELIGHT




Durable Foundation



1017-WB | HONEY BRICH






1018-BT | TOPAZ POPLAR



GLOW
GLISTEN



1075-BT | PRIME ECHO



1016-BT
GOLDEN HICKORY



SUEDE FINISH



1075-SF | PRIME ECHO



1076-SF | SCUDERIA SMOKED



1077-SF | CAMERON WOOD



SUEDE FINISH

The subtle yet striking design makes a thoughtful aesthetic statement

M A S T E R F U L F I N I S H



1032-SF | FERN TWILIGHT



1031-SF | SAPPHIRE ASH



1033-SF | DAKARA ZOLD



1034-SF | SYRA RIVA



1009-SF | MAPLE VALLEY



1010-SF | WOODENAVE



1015-SF | SPRUCE WHISK



1016-SF | GOLDEN HICKORY






1019-SF | CRIMSON AZURE



1021-SF | TREEHEAVEN HAZE



1030-SF | STORMY CHIC



1020-SF | BRAMBLE HUE



1022-SF | CASTER TERRAZZO



1023-SF | STORMY ELM



1018-SF | TOPAZ POPLAR



1017-SF | HONEY BRICH



SUEDE FINISH

Refined lines and textures
conveying mastery



1014-SF | MAHOGANY SHADE



1029-SF | COPPER MAPLE



1028-SF | FETARO INDU



1013-SF | WALNUT VEIN



PREMIUM PATTERNS



1025-SF | AMARETTO DREAM



1026-SF | TOFFEE DELIGHT



1027-SF | FOREST HAZE



1024-SF | LICHEN WHISPER





T
O
I
L
A
M
I
N
I
M

Sr.N.	Design No.	Design Name	P.N.
ACRO SHINE			
1	1-AB	PEARL WHITE	21
2	2-AB	GREY GLORY	21
3	3-AB	GREEN BAY	22
4	4-AB	SAND GREY	22
5	5-AB	BEIGE	22
6	6-AB	BLACK MAGIC	22
ACRO SHINE			
7	1-AS	PEARL WHITE	21
8	2-AS	GREY GLORY	21
9	3-AS	GREEN BAY	22
10	4-AS	SAND GREY	22
11	5-AS	BEIGE	22
12	6-AS	BLACK MAGIC	22
BOXTON			
13	1016-BT	GOLDEN HICKORY	96
14	1018-BT	TOPAZ POPLAR	95
15	1075-BT	PRIME ECHO	96
CROSS CHANNEL			
16	1024-CC	LICHEN WHISPER	82
17	1025-CC	AMARETTO DREAM	81
18	1030-CC	STORMY CHIC	81
CUBIKON			
19	1016-CK	GOLDEN HICKORY	85
20	1017-CK	HONEY BRICH	85
21	1030-CK	STORMY CHIC	86
FLUTE			
22	1009-FT	MAPLE VALLEY	29
23	1010-FT	WOODENAVE	30
24	1044-FT	ALMOND WHITE MARBLE	35
25	1052-FT	FROSTY WHITE	23
26	1053-FT	SLATE GREY	23
27	1054-FT	DARK GREY	23
28	1055-FT	SILVER GREY	23
29	1059-FT	BEIGE	23
30	P1062-FT	BLUE BIRD	23
31	P1063-FT	OCEAN BLUE	23
32	P1066-FT	LOTO GREEN	23
BAMBOO (HG) METALLIC			
33	1011-GB	GOLDEN STEM	31
34	1012-GB	BRONZED SHAFT	32
35	1045-GB	PINK MILANO	34
36	1052-GB	FROSTY WHITE	24
37	1053-GB	SLATE GREY	24
38	1054-GB	DARK GREY	24
39	1055-GB	SILVER GREY	24
40	1059-GB	BEIGE	24
41	P1062-GB	BLUE BIRD	24
42	P1063-GB	OCEAN BLUE	24
43	P1066-GB	LOTO GREEN	24
HIGH GLOSS			
44	1001-HG	HERRINGBONE	9
45	1002-HG	NATURAL STRIPES	12
46	1007-HG	ROVERE GROVE	57
47	1008-HG	ZIGZAG GRAIN	57
48	1009-HG	MAPLE VALLEY	53
49	1010-HG	WOODENAVE	53
50	1011-HG	GOLDEN STEM	45
51	1012-HG	BRONZED SHAFT	46
52	1013-HG	WALNUT VEIN	58
53	1014-HG	MAHOGANY SHADE	58
54	1015-HG	SPRUCE WHISK	49
55	1016-HG	GOLDEN HICKORY	49
56	1017-HG	HONEY BIRCH	50
57	1018-HG	TOPAZ POPLAR	50
58	1019-HG	CRIMSON AZURE	59
59	1020-HG	BRAMBLE HUE	59
60	1021-HG	TREEHEAVEN HAZE	60
61	1022-HG	CASTER TERRAZZO	55
62	1023-HG	STORMY ELM	55
63	1024-HG	LICHEN WHISPER	51
64	1025-HG	AMARETTO DREAM	51
65	1026-HG	TOFFEE DELIGHT	52
66	1027-HG	FOREST HAZE	52
67	1028-HG	FETARO INDU	74
68	1029-HG	COPPER MAPLE	54
69	1030-HG	STORMY CHIC	60
70	1031-HG	SAPPHIRE ASH	56
71	1032-HG	FERN TWILIGHT	56
72	1036-HG	NICKEL TINT	54
73	1037-HG	ARMANI BEIGE	42
74	1038-HG	ARMANI BLACK	41
75	1040-HG	SANGEMARMAR	38
76	1041-HG	BLACK MARQUINA	37
77	1042-HG	ROYAL GREY	43
78	1043-HG	CARRARA WHITE	43
79	1044-HG	ALMOND WHITE MARBLE	36

Sr.N.	Design No.	Design Name	P.N.
80	1045-HG	PINK MILANO	34
81	1046-HG	GREY CARRARA	44
82	1047-HG	BLISS WHITE	39
83	1050-HG	DARK EMPERADOR	40
84	1051-HG	WHITE	27
85	1052-HG	FROSTY WHITE	27
86	1053-HG	NICKEL GREY	27
87	1054-HG	DARK GREY	27
88	1055-HG	SILVER GREY	27
89	1056-HG	LATTE BEIGE	27
90	1057-HG	ORIGINAL BEIGE	27
91	1058-HG	COFFE	27
92	1059-HG	BEIGE	27
93	1075-HG	PRIME ECHO	47
94	1076-HG	SCUDERIA SMOKED	47
95	1077-HG	CAMERON WOOD	48
96	P1060-HG	FERN GREEN	28
97	P1061-HG	ICE BLUE	28
98	P1062-HG	BLUE BIRD	28
99	P1063-HG	OCEAN BLUE	28
100	P1064-HG	BURBERRY BLUE	28
101	P1065-HG	LOTO GREEN	28
102	P1066-HG	ALOE VEERA	28
103	P1067-HG	GRAPE WINE	28
104	P1068-HG	PAN CAKE	28
105	P1069-HG	VIOLET	28
106	P1070-HG	MATRIX BROWN	28
HORIZONTAL WOOD			
107	1035-HW	TAYLIN BREZ	90
108	1039-HW	FRESH PLANK	90
109	1071-HW	LUMA BARK	89
LINEA			
110	1019-LA	CRIMSON AZURE	75
111	1021-LA	TREEHEAVEN HAZE	75
112	1030-LA	STORMY CHIC	76
OAK CHANNEL			
113	1017-OC	HONEY BRICH	92
114	1018-OC	TOPAZ POPLAR	92
115	1029-OC	COPPER MAPLE	91
116	1030-OC	STORMY CHIC	91
OAK			
117	1022-OK	CASTER TERRAZZO	78
118	1023-OK	STORMY ELM	78
119	1027-OK	FOREST HAZE	80
120	1028-OK	FETARO INDU	73
121	1031-OK	SAPPHIRE ASH	77
122	1032-OK	FERN TWILIGHT	77
123	1075-OK	PRIME ECHO	79
124	1076-OK	SCUDERIA SMOKED	79
SUEDE FINISH			
125	901-SF	WHITE	106
126	902-SF	OFF WHITE	106
127	903-SF	CREAM	106
128	904-SF	GREY	106
129	905-SF	YELLOW	106
130	906-SF	ORANGE	106
131	907-SF	RED	106
132	908-SF	CHERRY	106
133	909-SF	COFFEE	106
134	910-SF	BLACK	106
135	913-SF	BLUE	106
136	914-SF	GREEN	106
137	915-SF	BLACK CURRENT	106
138	916-SF	PURPLE	106
139	917-SF	PINK	106
140	919-SF	PEACOCK GREEN	106
141	922-SF	MARRON	106
142	923-SF	DARK GREY	106
143	924-SF	BEIGE	106
144	1009-SF	MAPLE VALLEY	100
145	1010-SF	WOODENAVE	100
146	1013-SF	WALNUT VEIN	103
147	1014-SF	MAHOGANY SHADE	103
148	1015-SF	SPRUCE WHISK	100
149	1016-SF	GOLDEN HICKORY	100
150	1017-SF	HONEY BRICH	102
151	1018-SF	TOPAZ POPLAR	102
152	1019-SF	CRIMSON AZURE	101
153	1020-SF	BRAMBLE HUE	101
154	1021-SF	TREEHEAVEN HAZE	101
155	1022-SF	CASTER TERRAZZO	102
156	1023-SF	STORMY ELM	102
157	1024-SF	LICHEN WHISPER	104
158	1025-SF	AMARETTO DREAM	104
159	1026-SF	TOFFEE DELIGHT	104
160	1027-SF	FOREST HAZE	104
161	1028-SF	FETARO INDU	103

Sr.N.	Design No.	Design Name	P.N.
162	1029-SF	COPPER MAPLE	103
163	1030-SF	STORMY CHIC	101
164	1031-SF	SAPPHIRE ASH	99
165	1032-SF	FERN TWILIGHT	99
166	1033-SF	DAKARA ZOLD	99
167	1034-SF	SYRA RIVA	99
168	1075-SF	PRIME ECHO	98
169	1076-SF	SCUDERIA SMOKED	98
170	1077-SF	CAMERON WOOD	98
SOLID HG			
171	903-SHG	CREAM	105
172	905-SHG	YELLOW	105
173	906-SHG	ORANGE	105
174	907-SHG	RED	105
175	913-SHG	BLUE	105
176	914-SHG	GREEN	105
177	915-SHG	BLACK CURRENT	105
178	916-SHG	PURPLE	105
179	917-SHG	PINK	105
180	919-SHG	PEACOCK GREEN	105
181	922-SHG	MARRON	105
SUPER MATT			
182	1007-SMT	ROVERE GROVE	19
183	1008-SMT	ZIGZAG GRAIN	20
184	1009-SMT	MAPLE VALLEY	70
185	1014-SMT	MAHOGANY SHADE	69
186	1019-SMT	CRIMSON AZURE	71
187	1020-SMT	BRAMBLE HUE	71
188	1031-SMT	SAPPHIRE ASH	72
189	1032-SMT	FERN TWILIGHT	72
190	1036-SMT	NICKEL TINT	69
191	1037-SMT	ARMANI BEIGE	64
192	1038-SMT	ARMANI BLACK	63
193	1040-SMT	SANGEMARMAR	65
194	1042-SMT	ROYAL GREY	68
195	1043-SMT	CARRARA WHITE	67
196	1045-SMT	PINK MILANO	34
197	1046-SMT	GREY CARRARA	67
198	1048-SMT	GREY STONE	66
199	1049-SMT	JADE STONE	66
200	1051-SMT	WHITE	25
201	1052-SMT	FROSTY WHITE	25
202	1053-SMT	NICKEL GREY	25
203	1054-SMT	DARK GREY	25
204	1055-SMT	SILVER GREY	25
205	1056-SMT	LATTE BEIGE	25
206	1057-SMT	ORIGINAL BEIGE	25
207	1058-SMT	COFFE	25
208	1059-SMT	BEIGE	25
209	P1060-SMT	FERN GREEN	26
210	P1061-SMT	ICE BLUE	26
211	P1062-SMT	BLUE BIRD	26
212	P1063-SMT	OCEAN BLUE	26
213	P1064-SMT	BURBERRY BLUE	26
214	P1065-SMT	LOTO GREEN	26
215	P1066-SMT	ALOE VEERA	26
216	P1067-SMT	GRAPE WINE	26
217	P1068-SMT	PAN CAKE	26
218	P1069-SMT	VIOLET	26
219	P1070-SMT	MATRIX BROWN	26
STONE			
220	1042-ST	ROYAL GREY	84
221	1043-ST	CARRARA WHITE	84
222	1048-ST	GREY STONE	83
223	1049-ST	JADE STONE	83
SYNCRO VENEER			
224	S1003-SV	TASMAN OAKVALE	13
225	S1004-SV	QUERCUS STRIP	14
226	S1005-SV	SAGEWOOD TERRA	15
227	S1006-SV	TECTONA TOUCH	16
SYNCRO WOOD			
228	S1001-SW	HERRINGBONE	10
229	S1002-SW	NATURAL STRIPES	11
WOODBRICKS			
230	1017-WB	HONEY BRICH	94
231	1024-WB	LICHEN WHISPER	93
232	1026-WB	TOFFEE DELIGHT	93
WOOD VENEER			
233	1010-WV	WOODENAVE	88
234	1033-WV	DAKARA ZOLD	87
235	1034-WV	SYRA RIVA	87
ZERO MATT			
236	1072-ZM	RUSTIC OAKRISE	18
237	1073-ZM	PALE SUNSHINE	18
238	1074-ZM	VERTICAL VINTAGE	18
-	-	-	-
-	-	-	-

Properties	IS Requirement As per IS 2046 Type S, VGS	LUXURICA Conforms
Surface Defects	A. Spots, Dirt, & Similar Surface defects B. Fibers, Hair, Scratches C. Accumulated of surface defects.	Max Contamination area equivalent to 1.0 mm 2/m2 Max Contamination Length of 10.0 mm /m2 Max. Level for each of the two type of defects shall not exceed half of the levels prescribed in 5.4.1.1 & 5.4.1.2
Edge Defects		20 max
Broken Corner		One Broken corner of < 30 mm Or two broken corner of < 15 mm allowed
Sanding Defects		Slight chatter Marks are allowed
Warping		Max warp 120 mm
Dimension	A. Length B. Width	+ 10 mm, - 0 mm + 10 mm, - 0 mm
Accumulation of Edge		1.5 mm/M ²
Squareness		1.5 mm/M ²
Resistance to Surface Wear Revolution (Min) Index No		Not Less than 150 (revolution)
Resistance to Immersion in Boiling Water	A. Mass increase % Max B. Thickness increase % Max C. Appearance Grade not worse than	Not More than 12 Not More than 14 Not Less than 4
Dimensional Stability at deviated Temp. (Max)	A. Length wise (L) % B. Cross Wise (T) %	Not more than 0.65 Not more than 1.15
Resistance to Scratching , Index No		Not less than 2
Resistance to Staining Grade not worse than	A. Group 1 & 2 B. Group 3 & 4	Not less than 5 Not less than 4
Resistance to Steam (Appearance Grade not worse than)		Not less than 4
Resistance to Impact by small dia ball (Min), Index No		Not less than 3
Resistance to cracking (Appearance Grade not worse than)		Not less than 4
Resistance to Colour change (Wool Standards) -In Xenon arc light In enclosed carbon arc light		Not less than Standard Blue Wool No. 6
Surface Finish and reverse side bonding		The reverse side of sheets having only one decorative surface shall be suitable for adhesive bonding if so required

NOTES :

- Size : 2440 mm x 1220 mm [8'x4']
- Notes : All tests may not be valid for metallic laminates. Samples pasted, represent only color, pattern and finish and not actual thickness. There may be slight variation in shades in batch to batch, particularly in metallic designs. Bonding of laminates under high humidity, plywood with high moisture content, ply with uneven surface, inferior quality adhesive and insufficient pressure may lead to delamination/ air bubbles in between ply and laminate. LUXURICA warrants that its products are reasonably free from manufacturing defects. The products when properly used, will comply, with normal deviations, related to manufacturing specifications. This warranty shall be limited only to the original buyer for a period of care. It is recommended that the products must be inspected prior to installation and our liability will be limited to the extent of the cost of the products only. LUXURICA are used for various applications, without the possibility of control over the manufacturing of the finished products. The company does not assume obligations or liabilities arising from the furnishing, sale, installation or repair, use or subsequent sale of any product, to any person or entity.

Edit, Sign and Share PDF files on the go.

Download the Acrobat Reader app: <https://adobeacrobat.app.link/Mhhs4GmNsbx>